

FISHER & PAYKEL

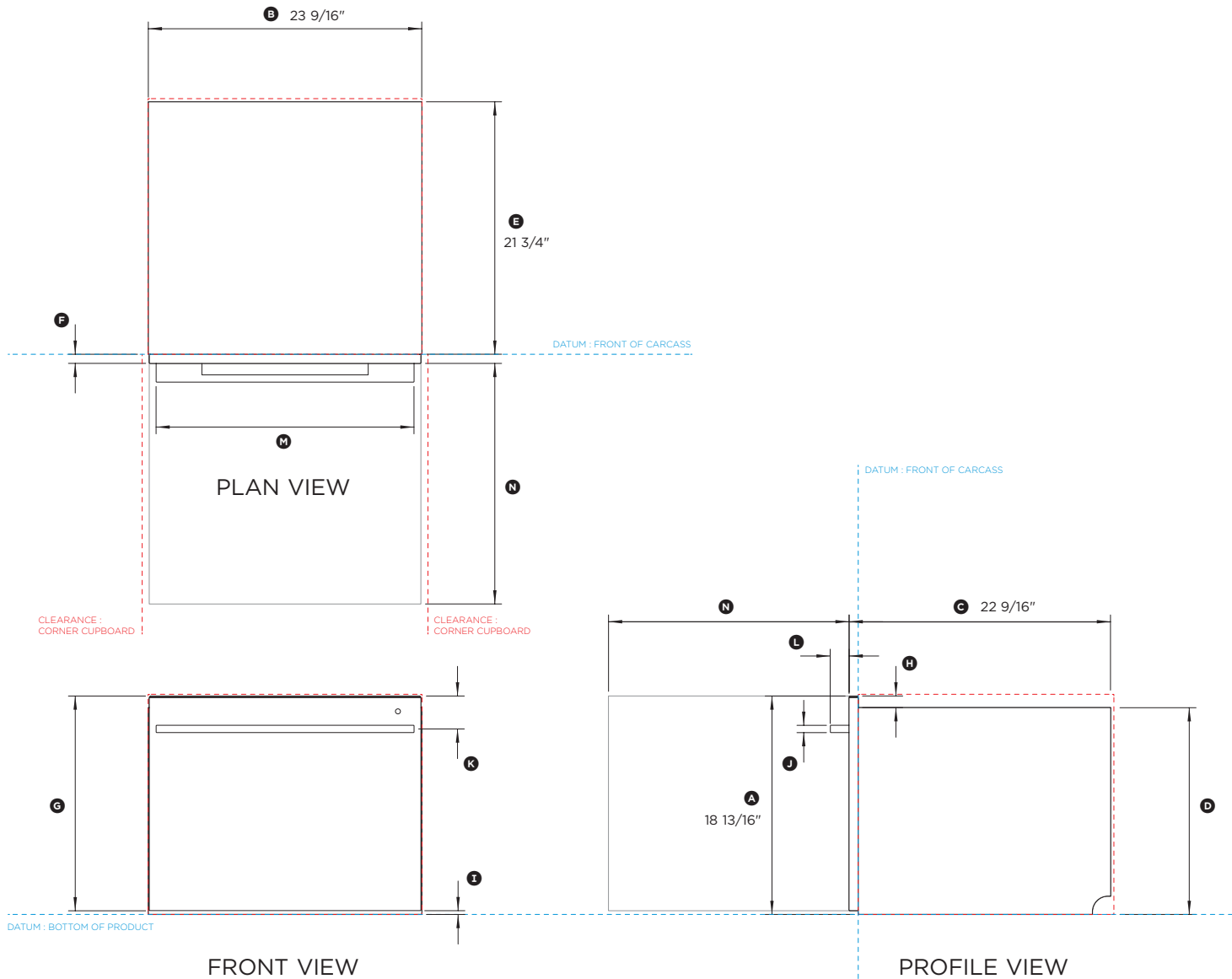
DATA SHEET 24" Single DishDrawer™ Tall

Model no:
DD24SDFTX9_N
(refer page 2 for metric measurements)

Dimensions	in
Ⓐ Overall height of DishDrawer™	18 13/16"
Ⓑ Overall width of DishDrawer™	23 9/16"
Ⓒ Overall depth of DishDrawer™ (excluding handle)	22 9/16"
Ⓓ Height of chassis	17 7/8"
Ⓔ Depth of chassis	21 3/4"
Ⓕ Depth of front panel	1 3/16"
Ⓖ Height of front panel	18 1/2"
Ⓗ Height from chassis to top of drawer panel	1"
Ⓘ Height of ventilation gap below front panel	5/16"
Ⓚ Thickness of handle	5/8"
Ⓛ Height from center of handle to top of front panel	2 13/16"
Ⓜ Depth of handle	1 5/8"
Ⓝ Width of handle	22 1/4"
Ⓞ Maximum extension of drawer from drawer front (excluding handle)	20 3/4"

Minimum Clearances	in
Minimum inside height of cavity	18 7/8"
Minimum inside width of cavity	23 5/8"
Minimum inside depth of cavity from front datum	22 1/16"
Minimum clearance from a corner cupboard	1/2"

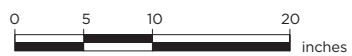
Note: Service outlet at rear extends both sides, hoses and cords can be routed to either or both.



INDICATES CABINETRY / PRODUCT DATUM -----
INDICATES CABINETRY CLEARANCES - - - - -

DATE: 28.05.2018

IMPORTANT NOTE: Throughout this guide, dimensions may vary by ±2mm (1/16"). Please read the installation manual for detailed information on installing the product. For full installation instructions & specifications visit fisherpaykel.com



FISHER & PAYKEL

DATA SHEET 24" Single DishDrawer™ Tall

Model no:

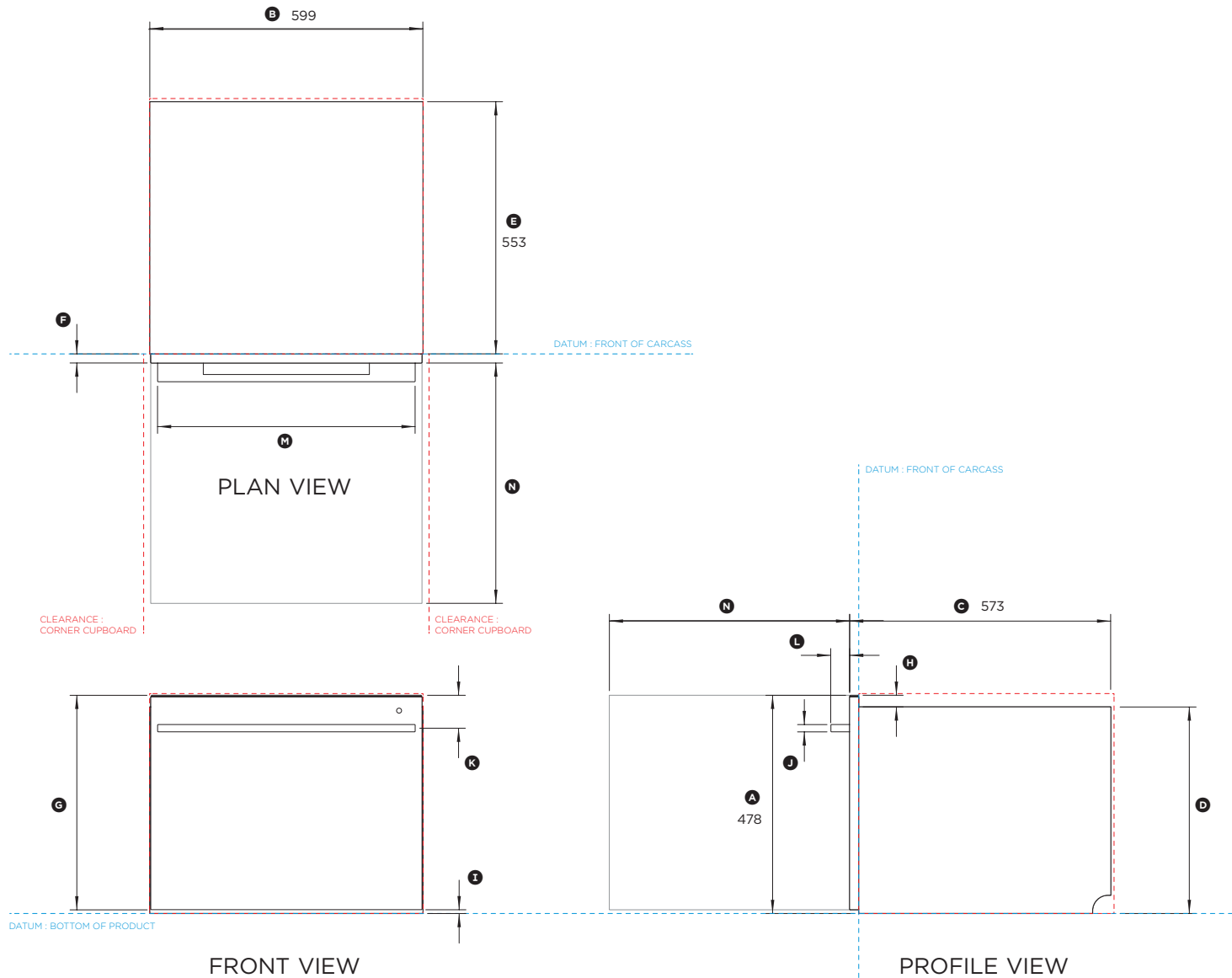
DD24SDFTX9_N

(refer page 1 for imperial measurements)

Dimensions	mm
Ⓐ Overall height of DishDrawer™	478
Ⓑ Overall width of DishDrawer™	599
Ⓒ Overall depth of DishDrawer™ (excluding handle)	573
Ⓓ Height of chassis	454
Ⓔ Depth of chassis	553
Ⓕ Depth of front panel	20
Ⓖ Height of front panel	470
Ⓜ Height from chassis to top of drawer panel	26
Ⓣ Height of ventilation gap below front panel	8
Ⓛ Thickness of handle	16
Ⓚ Height from centre of handle to top of front panel	72
Ⓝ Depth of handle	41
Ⓜ Width of handle	565
Ⓝ Maximum extension of drawer from drawer front (excluding handle)	527

Minimum Clearances	mm
Minimum inside height of cavity	480
Minimum inside width of cavity	600
Minimum inside depth of cavity from front datum	560
Minimum clearance from a corner cupboard	13

Note: Service outlet at rear extends both sides, hoses and cords can be routed to either or both.



INDICATES CABINETRY / PRODUCT DATUM -----
INDICATES CABINETRY CLEARANCES - - - - -

DATE: **28.05.2018**

IMPORTANT NOTE: Throughout this guide, dimensions may vary by $\pm 2\text{mm}$ (1/16"). Please read the installation manual for detailed information on installing the product. For full installation instructions & specifications visit fisherpaykel.com